



HAL
open science

An AI framework and a metamodel for collaborative situations: Application to crisis management contexts

Frederick Benaben, Audrey Fertier, Aurelie Montarnal, Wenxin Mu, Zheng Jiang, Sébastien Truptil, Anne-Marie Barthe-Delanoë, Matthieu Luras, Guillaume Mace-ramete, Tiexin Wang, et al.

► To cite this version:

Frederick Benaben, Audrey Fertier, Aurelie Montarnal, Wenxin Mu, Zheng Jiang, et al.. An AI framework and a metamodel for collaborative situations: Application to crisis management contexts. *Journal of Contingencies and Crisis Management*, 2020, 28 (3), pp.291-306. 10.1111/1468-5973.12310 . hal-02953739

HAL Id: hal-02953739

<https://imt-mines-albi.hal.science/hal-02953739v1>

Submitted on 6 Oct 2020

HAL is a multi-disciplinary open access archive for the deposit and dissemination of scientific research documents, whether they are published or not. The documents may come from teaching and research institutions in France or abroad, or from public or private research centers.

L'archive ouverte pluridisciplinaire **HAL**, est destinée au dépôt et à la diffusion de documents scientifiques de niveau recherche, publiés ou non, émanant des établissements d'enseignement et de recherche français ou étrangers, des laboratoires publics ou privés.

An AI framework and a metamodel for collaborative situations: Application to crisis management contexts

Frederick Benaben¹ | Audrey Fertier¹ | Aurélie Montarnal¹ | Wenxin Mu² | Zheng Jiang¹ | Sebastien Truptil¹ | Anne-Marie Barthe-Delanoë³ | Matthieu Lauras¹ | Guillaume Mace-Ramete⁴ | Tiexin Wang⁵ | Loïc Bidoux⁶ | Jacques Lamothe¹

¹Centre Génie Industriel, IMT Mines Albi, Université de Toulouse, Albi, France

²Department of Information Management, School of Economics and Management, Beijing Jiaotong University, Beijing, China

³Laboratoire de Génie Chimique, Université de Toulouse, CNRS, INPT, UPS, Toulouse, France

⁴Iterop, Colomiers, France

⁵College of Computer Science and Technology, Nanjing University of Aeronautics and Astronautics, Nanjing City, China

⁶Worldline, Seclin, France

Correspondence

Wenxin Mu, Department of Information Management, School of Economics and Management, Beijing Jiaotong University, 3 Shangyuancun, Xizhimenwai, Beijing 100044, China.
Email: wxmu@bjtu.edu.cn

Tiexin Wang, College of Computer Science and Technology, Nanjing University of Aeronautics and Astronautics, Jiangjun Road, Nanjing City, China.
Email: tiexin.wang@nuaa.edu.cn

Frederick Benaben, Centre Génie Industriel, IMT Mines Albi, Université de Toulouse, Campus Jarlard, Route de Teillet, Albi, France.
Email: frederick.benaben@mines-albi.fr

Abstract

Identifying, designing, deploying and maintaining accurate collaborative networks of organizations (e.g. responders in a crisis situation) are key activities in nowadays ecosystems. However, there is a lack regarding formal approaches dedicated to characterize collaborative networks of organizations. Formal descriptions of collaborative situations, that could be used, transformed, computed and exploited would be of great benefit for the quality of such collaborative networks. This article presents a model-based AI framework for describing collaborative situations and the associated formal metamodel dedicated to be instantiated to characterize collaborative situations in a very wide range of application domains. This metamodel (describing collaborative situation between organizations) is structured according to four complementary dimensions: the *context* (social, physical and geographical environment), the *partners* (the involved organizations, their capabilities resources and relations), the *objectives* (the aims of the network, the goals to be the achieved and the risks to avoid, etc.) and the *behaviour* (the collaborative processes to be implemented by the *partners* to achieve the *objectives* in the considered *context*). Besides, this metamodel can be extended for some precise application domains. This article focuses on this mechanism in the specific context of crisis management.

KEYWORDS

artificial intelligence, collaboration, crisis management, data science, knowledge management, metamodel, model-driven engineering, network

1 | INTRODUCTION

Being able to take part into collaborative networks is one of the key features of today's organizations (Li, 2012). In this article, collaborative networks are considered from the definition of (Camarinha-Matos & Afsarmanesh, 2005) that can be summarized as follows: A collaborative network is constituted by a variety of organizations (largely autonomous, geographically distributed and heterogeneous in terms of

their: operating environment, culture, social capital and goals) which collaborate to better achieve common or compatible goals, and whose interactions are supported by computer network. Unlike other networks, in collaborative network, collaboration is an intentional property that derives from the shared belief that together the network members can achieve goals that would not be possible or would have a higher cost if attempted by them individually. The set of organizations involved to respond in a crisis management context is one of the various

kinds of collaborative network that has to deal with a given situation, potentially highly unstable. The collaborative network must be defined, designed, deployed and maintained (including dismantling). Although Collaborative Networks exist in a large variety of forms, their life cycle is composed of five main stages (Camarinha-Matos, Afsarmanesh, Galeano, & Molina, 2009):

- *Creation*: structured according to the two following steps (a) initiation and recruiting, (description) and (b) foundation (startup).
- *Operation*: the nominal living period of the collaborative situation.
- *Evolution*: management of small changes (in partners, roles or actions).
- *Metamorphosis*: management of major changes (in objectives, principles and membership), generally requiring a new form of organization.
- *Dissolution*: when the collaboration must be dismantled.

In the context of collaborative network engineering and management, the first *question* following this description of the life cycle of a collaborative network is: how can we manage the collaboration life cycle efficiently? The first *statement* to take into account with regards to that question is the following: the management of a collaborative networks requires being able to deal with these five steps, *that is*, to have access to the appropriate knowledge in order to take decisions and conduct the collaboration on the right track. This *statement* provides the first *requirement* to manage efficiently a collaborative situation: *have at one's disposal the appropriate knowledge about the collaborative network to manage the life cycle of the collaboration.*

The next *question* is then: how to get that knowledge? The second *statement* to consider with regards to that second question is the following: the constantly increasing volume of data makes today's world numeric. There are a lot of data sources (sensors, social medias, opendata, etc.) dedicated or non-dedicated to the context of the collaboration. The second *requirement* (actually refining the first one) to manage efficiently a collaborative situation is then the following: *use efficiently available data from all accessible data sources to create on-the-fly the appropriate knowledge about the collaborative network to manage the life cycle of the collaboration.*

This refined *requirement* is clearly aiming at crossing the domain of collaborative networks (Camarinha-Matos et al., 2009) and the domain of Big Data (Power, 2014). To reach that expectation, this article aims at presenting an Artificial Intelligence framework for (a) data gathering, then (b) information modelling and (c) finally decision support, using (d) knowledge bases. The principle is to use a collaborative situation metamodel that could be instantiated using the collected data in order to obtain representative collaborative situation models. In the case of crisis management contexts, the result is the automatic definition of a situation common operational picture (COP). The obtained models can then be used to specify and maintain the appropriate collaborative response model (i.e., the behavioural schema able to deal with the specificities of the situation), or for any other purpose that could benefit of the obtained

and maintained situation model (e.g., simulation, visualization, etc.). *In this article, the focus is centred on the collaborative situations metamodel itself, and moreover on the extension of this metamodel for crisis management collaborative situations.* The data gathering level (forward) and the information exploitation level (backward) are mentioned but they have not been described nor discussed. The data gathering level has been described for instance in and Bénaben et al. (2017) and Fertier, Montarnal, Barthe-Delanoë, Truptil, and Benaben (2016) with the automated interpretation of data coming from sensors and opendata like weather or traffic data. This is still a topic of interest, especially regarding the question of social media data (Coche, Montarnal, Tapia, & Benaben, 2019). The information exploitation level throughout a mediation information system has been deeply described in (Bénaben et al., 2015).

As a consequence, this article is structured as follows: The first section of this article provides an overview of existing related research works through a literature review. The second section focuses specifically on the collaborative situation metamodel and its extension to crisis management contexts (including an illustration). The final section concerns the conclusions and the perspectives.

2 | LITERATURE REVIEW

Considering the global objective of this article (i.e., describing the collaboration metamodel used in an innovative AI framework to formalize gathered raw data, in order to support the management of collaborative situation, especially coordinated crisis response), this section is structured according to the following main subsections: (a) big data as a preliminary point, and (b) information modelling about collaborative networks (including the study of existing metamodels) as the heart of the literature review.

2.1 | Preliminary point: an overview about big data

Big data is performed through a fast analysis of large amounts of data, of different types, from various sources, to provide a flow of emerging usable knowledge

(Power D. J., 2014)

This knowledge is useful if the distance between the context and the result of the big data analysis is small (Demchenko, Grosso, De Laat, & Membrey, 2013): obviously, data may be considered as crucial by someone and perfectly useless by someone else (depending on the context). The classical vision of big data usually introduces the following four main characteristics:

- The volume: it refers directly to the amount of data (continuously generated (Demchenko et al., 2013; Hashem et al., 2015; Krishnan, 2013; Power, 2014);

- The variety: it refers to the variety of data types (images, texts, videos, numbers, etc.) and data format (structure, unstructured, etc.). Besides, this characteristic is accentuated by the fact that there are known and unknown sources (Demchenko et al., 2013; Hashem et al., 2015; Krishnan, 2013; Ohlhorst, 2012; Power, 2014; Raghupathi & Raghupathi, 2014);
- The velocity: it refers to both the frequency of data production and the frequency of data processing (Demchenko et al., 2013; Hashem et al., 2015; Krishnan, 2013; Power, 2014);
- The veracity: it refers to the trustfulness, the objectivity, the authenticity, and the security of gathered data (Demchenko et al., 2013; Hashem et al., 2015; Lukoianova & Rubin, 2013).

The worldwide research activities on the domain of big data systematically focus on at least one of these characteristics (Lukoianova & Rubin, 2013). For instance, Map Reduce is dedicated to deal with volume of data (Grolinger et al., 2014). Similarly, the use of metadata (dedicated to describing the content of data) can manage the variety of data (Krishnan, 2013). However, the main conclusion from the study of existing research results in the domain of Big Data is that most (almost all) current research or innovation works in this domain are focusing on trying to process (in real time) the huge amount of incoming data to *directly* provide hints, clues or advice about the observed situation. This is definitely interesting and required. However, as discussed in (Benaben, Montarnal, Fertier, & Truptil, 2016), this may be considered as “reflex” mode and the maturity curve of Big Data should start requiring bringing more “consciousness” in the exploitation process of data.

The distinction between *data*, *information* and *knowledge* has been hardly discussed in the last decades. One of the first definitions relevant for this article can be found in (Ackoff, 1989): “Data are symbols that represent properties of objects, events and their environments. They are products of observation”, “information is referred from data, it is contained in descriptions, answers to questions that begin with such words as who, what, where, when and how many” and, “Knowledge is conveyed by instructions, answers to how-to questions”.

More recently, Rus and Lindvall (2002) provides the following definitions: “Data consists of discrete, objective facts about events but nothing about its own importance or relevance; it is raw material for creating information” while “Information is data that is organized to make it useful for end users who perform tasks and make decisions” and “Knowledge is broader than data and information and requires understanding of information (information about information, such as who has created the information).”

In addition, the notion of *common operational picture*, defined in Dickinson (2013) and inherited from the domain of command and control requires the contextualization of *data* to obtain *information*. The obtained *information*, stored as models, is analysed, updated and monitored to support *decision*.

For (Bellinger, Castro, & Mills, 2004) “data is raw, it simply exists and has no significance beyond its existence. [...] It does not have meaning of itself”, while “information is data that has been given

meaning by way of relational connection” and “knowledge is the appropriate collection of information, such that it's intent is to be useful.”

For (Rowley, 2007), “data has no meaning or value because it is without context and interpretation. Data are discrete, objective facts or observations, which are unorganized and unprocessed, and do not convey any specific meaning.”, while “information is formatted data and can be defined as a representation of reality” (it is in line with a lot of vision where “information is data that have been shaped, organized, given meaning, etc.”), and “knowledge is the combination of data and information, to which is added expert opinion, skills and experience, to result in a valuable asset, which can be used to aid decision-making.”

From the previous elements and definition, the following discussion can be introduced: The concept of data seems quite stable (objective facts or observations). The notion of information is generally seen as an extension of data with meaning, contextualization, etc. From the perspective of this article, this vision implies two consequences: obtaining information on the one hand requires connecting data with the context (or elements of the context) and on the other hand instantiating concepts based on the available data (or sets of data) to create formal information as instances of these concepts. Finally, the definitions of knowledge are quite fuzzy and unprecise. Most of the time, they refer to part of the information and to its usefulness. This aspect of knowledge seen as useful (and sometimes processed) information is interesting, but missed the generalized and formalized dimension of knowledge, *that is*, the learning of abstract concepts. Consequently, in the context of this article, the proposal is the following: knowledge can be seen as twofold. On the one hand, knowledge includes capitalized information, inherited for instance from previous experience or from case studies. That knowledge describes the experience of the subject, the remaining elements after its past life. On the other hand, knowledge embeds abstract concepts that can be used to instantiate new information (and that have been used to instantiate capitalized information). That knowledge describes the formalized notions extracted from the past life of the subject. So, roughly speaking, this article claims that knowledge is twofold: concrete knowledge (capitalized past instances) and abstract knowledge (structured descriptive concepts). Based on this discussion, this article uses the following simple visions of data, information and knowledge:

- *Data*: formalized observation of the world.
- *Information*: result of the interpretation of data through the instantiation of conceptual references.
- *Knowledge*: capitalized static information about previous experience and extracted abstract concepts.

One strong hypothesis concerns data and the fact that all the questions of data source discovery, understanding, trust and cleaning are out of the scope of the current article. The hypothesis is the following “let's assume that there is available data that is meaningful, trustable and usable”.

The concept of decision is generally defined as the choice, conclusion or judgement made after consideration of available possibilities and the best to do (extracted from Oxford and Cambridge dictionaries). In the context of this article, it is important to connect what should be considered in the decision process to information and knowledge. Consequently, this article uses the following definition:

- *Decision*: choice, conclusion or judgement made after processing actionable information and knowledge about the situation.

The following figure (Figure 1) presents the K-DID (Knowledge/Data/Information/Decision) Framework, which is somehow based on the DIKW (Data/Information/Knowledge/Wisdom) pyramid presented in Rowley (2007):

The challenge of decision-making and AI, according to the framework introduced in Figure 1 is somehow to climb the levels of the framework by performing *gathering* (or *perception*) to reach the *data* level, then *interpretation* to reach the *information* level, and finally *exploitation* to reach the *decision* level. This climb uses all along the reference knowledge to perform the aforementioned tasks (especially *interpretation* and *exploitation*).

Regarding the objective of this article (i.e., describing the collaboration metamodel used in an innovative AI framework to formalize gathered raw data, in order to support the management of collaborative situation, especially coordinated crisis response), this framework is instantiated according to the following proposal: *the focus is on the interpretation stage to climb from raw data to situation information (model), using the abstract knowledge embedded in a collaborative situation metamodel.*

So, in the following, two different approaches to deal with massive amount of data to climb the K-DID abstraction layers will be presented and studied with regards to the objective of this article: data science and model-driven engineering.

2.1.1 | Data science

According to Jagadish et al. (2014), *Data Science*, is composed of two main parts: *Data Management* and *Data Analytics*. *Data*

Management includes *Acquisition*, *Content Extraction* and *Data Integration and Representation*. *Data Analytics* includes *Analysis* and *Human-Interpretation*. It is easy to draw the line between this vision of *Data Science* and the K-DID framework on Figure 1. As shown on Figure 2, *Data Management* fills in the *data* layer while *Data Analytics* is dedicated to performing detection of frequent patterns and correlations to obtain general statistics (including providing the user with visualization that may be interpreted by him), which is basically what is expected at the *decision* layer of Figure 1.

Basically, the most important finding from that analysis is that *Data Science* and more broadly general approaches of AI actually do short-cut the *Information* level. These approaches focus on providing the decision level with material that would actually support the making of a decision by establishing statistical reports on the data. This definitely allows such systems to deal with *Volume* and *Velocity* of data.

2.1.2 | Model-driven engineering

Model-Driven Engineering (MDE), as described in Rodrigez Da Silva (2015) mainly relays on two basic activities: *Modelling* and *Model transformation*. It is important to notice at this point that MDE is absolutely not dedicated to software engineering (though it is used a lot in that domain), and as stated in Dietz, Proper, and Tribolet (2014) can be used in Industrial Engineering contexts.

Modelling is classically based on the following steps (Benaben, Fertier, Lauras, & Salatge, 2019):

1. Definition of the boundaries of the subject: definition of the exact perimeter of the system to be modelled.
2. Choice of the modelling point of view: definition of the why, for whom and for what purpose of the modelling activity.
3. Choice of the projection plan: selection of the modelling language that fits the point of view (basically that is relevant to the goal of the model and understandable by the future users).
4. Projection of the subject on the projection plan: this is the model design step.

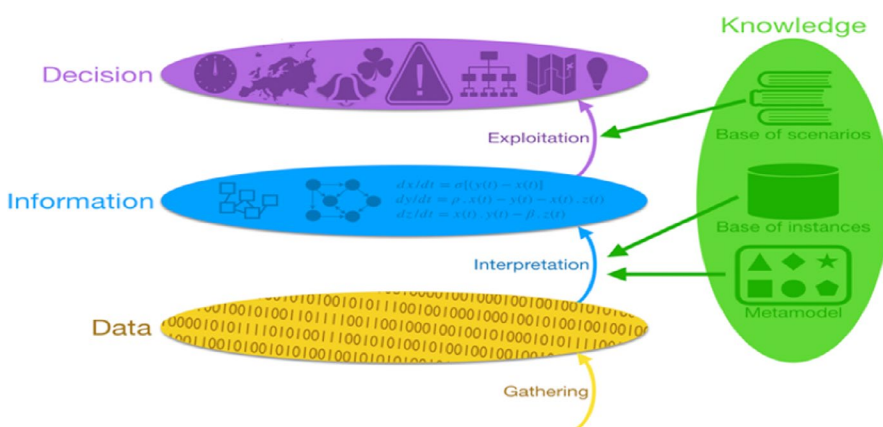
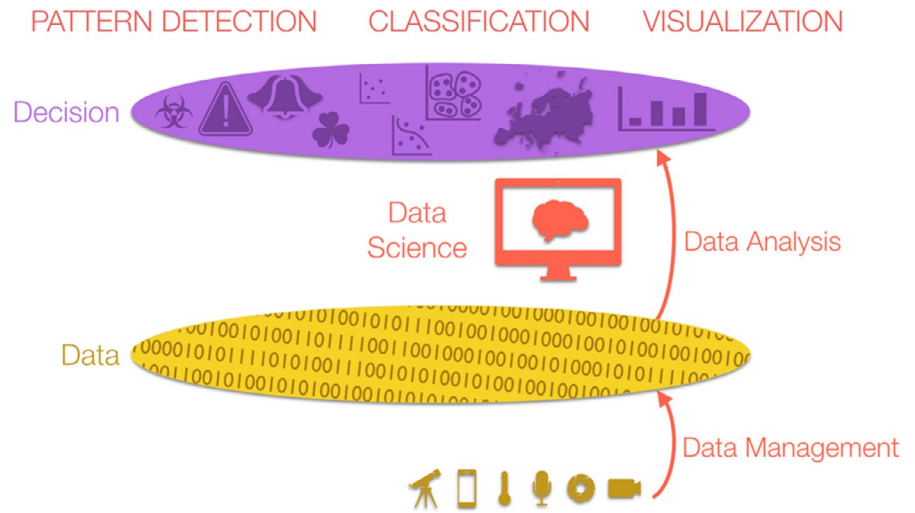


FIGURE 1 The K-DID framework and the abstraction levels data, information, decision and *knowledge* [Colour figure can be viewed at wileyonlinelibrary.com]

FIGURE 2 Location of Data Science in the K-DID framework [Colour figure can be viewed at wileyonlinelibrary.com]



5. Choice of the granularity level: definition of the appropriate precision level of the model.

It is important to notice that step 4 requires a *metamodel*. There are a lot of definitions of what is a *metamodel*. First of all, from (MDA, 2020), “a model represents some concrete or abstract thing of interest, with a specific purpose in mind. The model is related to the thing by an explicit or implicit isomorphism. Models in the context of the MDA Foundation Model are instances of MOF metamodels and therefore consist of model elements and links between them”. For the purpose of this article, and to draw the link with the concept of metamodel, a model is seen as a partial description of a subject, according to a certain point of view and expressed in a formalized language. This first definition is necessary to understand the role of a metamodel. (OMG, 2017) describe it as “a model that defines the language used to define a model”. A metamodel is so the model of a modelling language or domain. More pragmatically, a metamodel can be seen as “the description of all concepts of a language, their semantics and the syntactic related to the use of these concepts” (Chapron, 2009). Based on this and on (Bezivin, 2005), we will keep the following definition:

A *metamodel* is the description of concepts and relationships between these concepts that allows to define models where: the models conform to the metamodel and the metamodel is represented by the models. With regards to the domain of knowledge management, a metamodel is also usually used as the high-level structure of an ontology. This is the way to describe abstract concepts (and their relationships), that can be instantiated while populating the ontology.

The concept of metamodel is particularly used and significant in the domain of model transformation. Transformation rules are actually defined between metamodels. On a very schematic point of view model transformation is the tool used to travel the model-driven engineering cycle.

Finally, regarding MDE, the question about the location of MDE on the intelligence framework presented in Figure 1 should be considered to echo the proposal of Figure 2. With regards to that intelligence framework, it can be stated that the Modelling step (based on metamodel) is dedicated to perform the interpretation feature. The Model Transformation step is dedicated to use the obtained model to generate new content that would be more useful for the user to take decision. This is the exploitation feature.

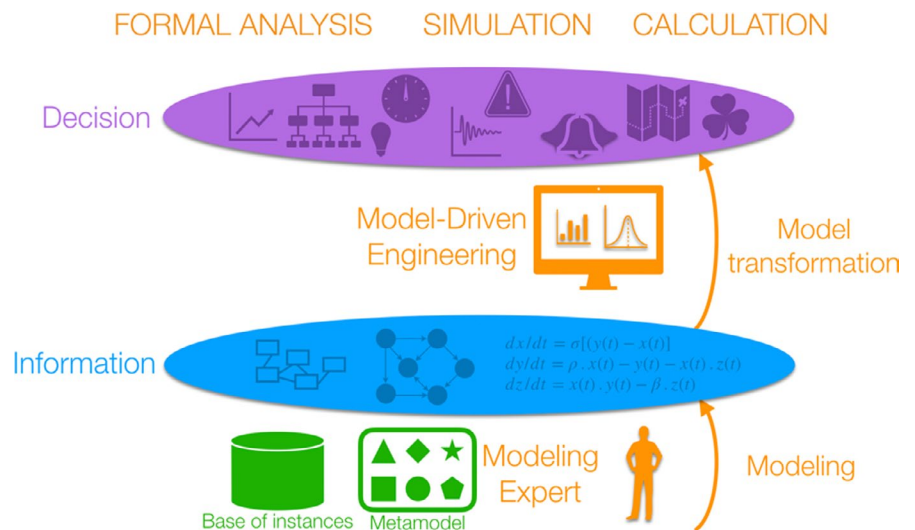


FIGURE 3 Location of Model-Driven Engineering in the K-DID framework [Colour figure can be viewed at wileyonlinelibrary.com]

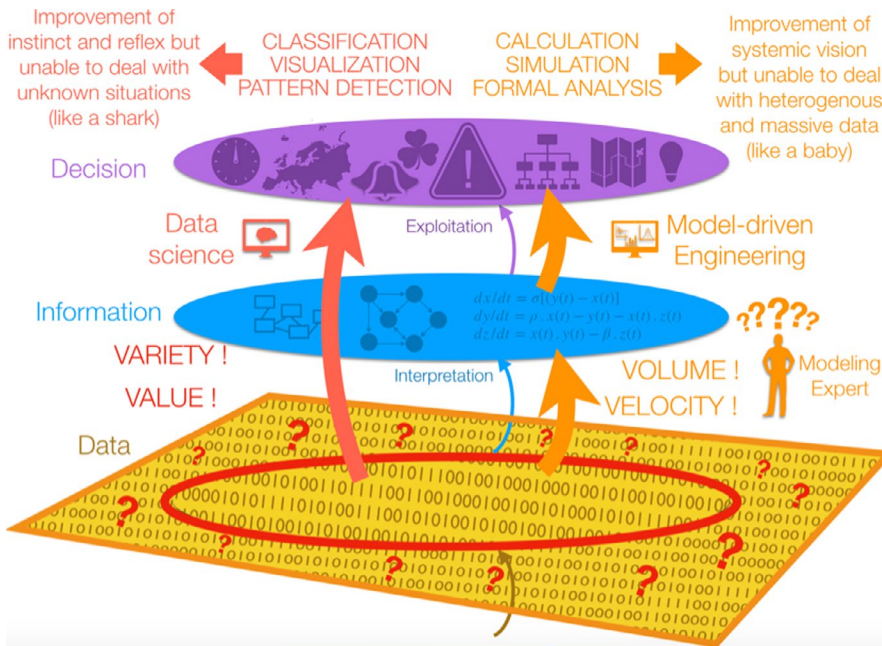


FIGURE 4 Limits of both Data Science and Model Driven Engineering in the K-DID Framework [Colour figure can be viewed at wileyonlinelibrary.com]

The following picture illustrates the location of MDE on the introduced Intelligence framework:

Basically, the most important finding from that analysis is that Model-Driven Engineering is dedicated to exploit formalized model but unable to build that model (Figure 3). These approaches focus on providing the decision level with material that can be exploited in decision-making process through model-driven engineering tools (e.g. model transformation, formal analysis, optimization, etc.). This formal processing of models allows such systems to deal with the Variety and Value of information because the model-driven activities can be triggered by various type of information and content.

2.1.3 | Limits and complementarities of both visions

In the context of this article, the question of *Veracity* of data is out of scope due to the fact that we only consider data that is already clean and trustable (the topic is not about data source discovery or data filtering and cleaning). Besides, on the one hand, the conclusion of Subsection 1.1.1 shows that *data science* seems to be able to deal with *Volume* and *Velocity*. On the other hand, the conclusion of Subsection 1.1.2 claims that *model-driven engineering* seems more appropriate to deal with *Variety* and *Value*. But both these approaches struggle with specific conditions as soon as we extend the range and the amount of data to manage:

- Data science can not deal with unknown type or content: just like a shark, able to detect a drop of blood in millions of litters of sea water, but which would be lost with a Rubik's Cube[®]. This is due to the fact that the data associated to the Rubik's Cube[®] is out of the scope of its perception and it can only apply a default behaviour (like attack, ignore or escape).
- Model-Driven Engineering can not manage a large amount of

data: just like a baby, able to start to play with a Rubik's Cube[®] because of its shape, colour, touch, etc. but would be unable to detect a full glass of lemonade in his bath among all other tastes and odours of the water.

These considerations have been largely discussed in (Benaben et al., 2016) and are generally represented on the framework of Figure 1 in the following figure:

The line of attack is, first, to use Data Science to perform the modelling step by interpreting the flow of incoming data thanks to *Data Analysis* tools (Figure 4). Then it is expected to instantiate concepts of a metamodel to create situation model(s). Second, the goal is to use Model-Driven Engineering to exploit the generated situation model(s) by taking advantage of the content of the models through *Model Transformation* tools. Then it is expected to obtain more relevant and more actionable models to support decision-making.

The following picture illustrates how, considering the previous element, *Data Science* and *Model-Driven Engineering* can be located altogether on the Intelligence framework of Figure 1. The upper left part of Figure 5 concerns *Data Science* (*Data Analytics* and *Data Management*), the upper right part concerns *Model-Driven Engineering* (*Modeling* and *Model Transformation*) and the bottom part represents the way both could be combined to provide an Artificial Intelligence framework:

Basically, the question of the use of data science for data interpretation and the design of situation model has been described (Fertier, Montarnal, & Benaben, 2019), as well as the question of information exploitation and model transformation to get a response model (Bidoux, Pignon, & Benaben, 2019; Montarnal et al., 2018; Mu, Benaben, & Pingaud, 2018). As a consequence, the following of this article will strongly focus on the "missing piece" of that puzzle: the metamodel. The next subsection describes and compares some existing collaboration and crisis management metamodels.

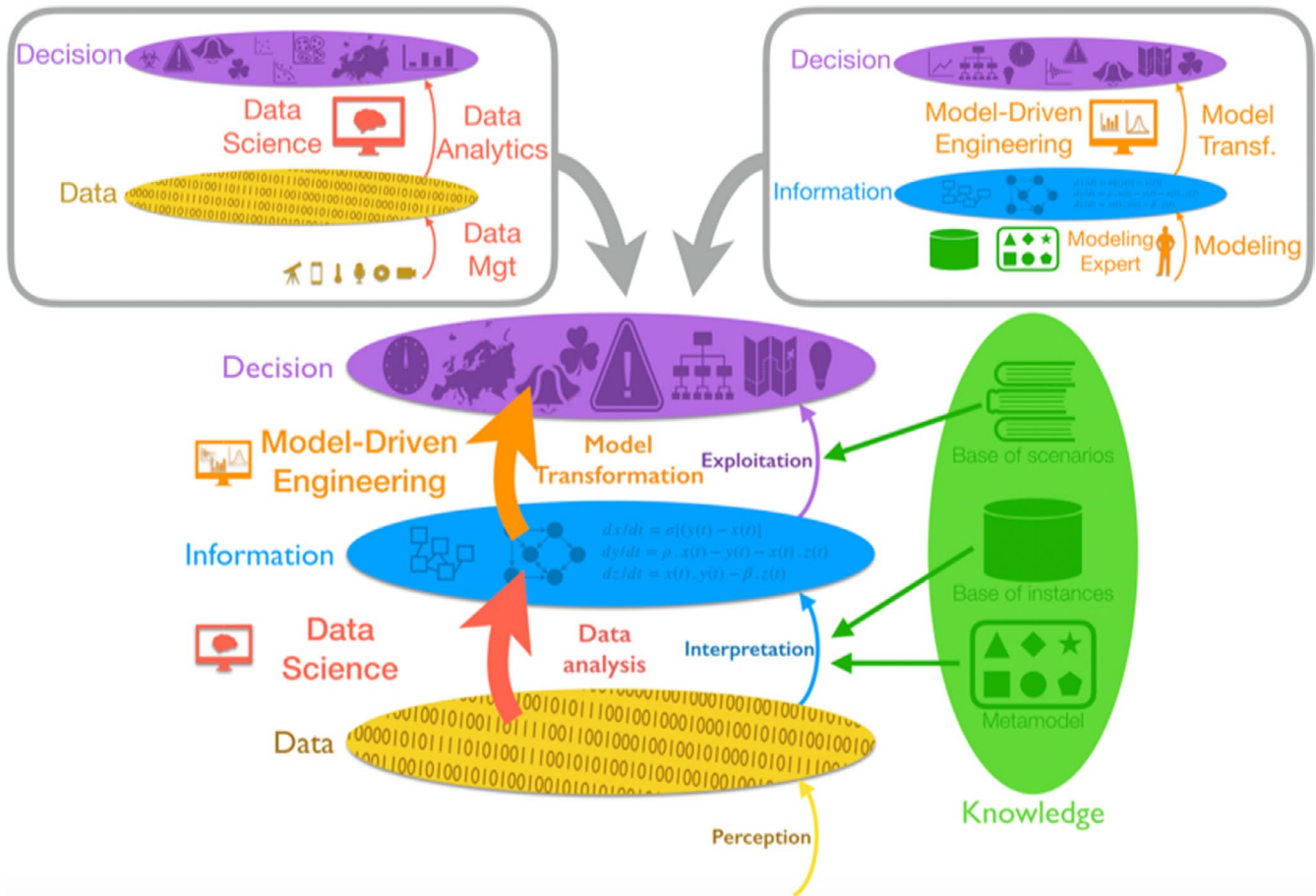


FIGURE 5 A proposal of A.I. Framework based on Data Science and Model-Driven Engineering [Colour figure can be viewed at wileyonlinelibrary.com]

2.2 | Existing knowledge management structures related to crisis management

Two types of Knowledge management structures predominate with regards to the domain of crisis management:

metamodels presenting concepts and vocabulary necessary for coherent modelling of a set of situations for a given point of view. ontologies built for the purpose of facilitating the reuse and sharing of information, as described in Uschold and Gruninger (1996) and Gómez-Pérez (2001), thanks to a set of concepts, for a part of the world and a given point of view. In this category, we often find the taxonomies built to name similar concepts and the relations between them.

These definitions both come from recommendations written by Gruber (1995) under the term ontology, to frame a process of conceptualization. They are similar in design, but pursue different goals: (a) instantiation or (b) the reconciliation of pre-defined concepts.

To identify existing metamodels dedicated to describe natural disasters, we used a systematic literature review on the Web of Science documentaries with the following request: "(ontology OR ontologies OR metamodel OR metamodel) AND ("natural disaster" OR "natural disasters")".

Only the articles categorized under the name "Computer Science" have been retained. In all, 20 publications were obtained and studied. Besides, some knowledge management contributions that were not in this subset but are in our scope have been added like Polarisco (Mhadhbi, Karray, & Archimede, 2019). The most relevant results are summarized in the following Table:

In Table 1, there are 12 articles, 7 of them are using ontology as modelling tool, 5 of them are using metamodel as modelling tool. Both modelling methods are used in the research field. Han and Xu (2015), Iribarne et al. (2010) and Jung and Chung (2015) cover generic or hybrid situation, they are focusing on three different modelling subjects: context, partner or objective.

For the crisis situation, from the timeline, the first publications are Benaben, Hanachi, Lauras, Couget, and Chapurlat (2008) and Kruchten, Woo, Monu, and Sotoodeh (2008). They all cover the three modelling keys: context, partner and objective. However, Benaben et al. (2008) is trying to address the link from partner to risk, then to sequence. They provide the clear logic between those concepts Kruchten et al. (2008)'s modelling vision is more about the "disaster event" (Othman, Beydoun, & Sugumaran, 2014) adds response and rescue concepts to the model. In 2015, the technology of big data and cloud computing are well developed. Researchers link data to the knowledge modelling, for example (Calcaterra, Cavallo, Modica,

TABLE 1 Reference research works on knowledge management framework (metamodels and Ontology) in crisis management

Reference	Type	Coverage	Abstraction	Main concepts
Benani et al. (2017)	Ontology	Objectives, Partners	Sub-domain specific (terrorist attack)	Context, Cause, Solution, Attack
Benaben et al. (2008)	Metamodel	Context, Objectives, Partners	Domain specific (crisis situation)	Partner, Capacity, Resource, Task, Danger, Risk, Consequence,
Han and Xu (2015)	Ontology	Objectives, Partners	Generic	Planning, Event, Tasks
Othman et al. (2014)	Metamodel	Context, Objectives, Partners	Domain specific (crisis situation)	Response organization, Rescue, Exposure
Kruchten et al. (2008)	Metamodel	Context, Objectives, Partners,	Domain specific (crisis situation)	Disaster Event, Cell, Infrastructure
Mhadhbi et al. (2019)	Ontology	Partners, Objectives	Domain specific (crisis situation)	Victim, Action, Means, Stakeholder
Jung and Chung (2015)	Ontology	Context, Partners	Hybrid	Environment, Location, Equipment
Calcaterra et al. (2015)	Ontology	Context, Objectives	Domain specific (crisis situation)	Hazard, sensor, Spatial object, Region
Yu et al. (2015)	Ontology	Context, Objectives, Partners	Sub-domain specific (electric network)	Environment, Responders, Physical system, Hazard, Risk
De Nicola, Tofani, Vicoli, and Villani (2011)	Ontology	Context, Objectives	Sub-domain (critical infrastructures)	Structure, risk, impact, measures.
Iribarne et al. (2010)	Metamodel	Partners	Generic	Actor, Choreography, Task
Zschocke et al. (2010)	Metamodel	Partners, Objective	Domain specific (crisis situation)	Hazard, Risk, Vulnerability, Actor

& Tomarchio, 2015), adds sensor, spatial and region data. In 2019, AI and data combined tools are presented. In that situation, multi-major involved research appeared. Madhbi et al. (2019) considers crisis situation and also ethical issues. They use “victim” and “stakeholder” concepts to define their crisis model. Zschocke et al. (2010) also adds “Vulnerability” to their key modelling concepts. To summarize, the modelling of crisis situation is affected by the development of big data and AI technology, the researchers in crisis field agree that data is one key part to solve classical issues and current issues in crisis research.

To meet the information needs of crisis management decision makers, the reference structure should enable decision makers to:

reason. To do this, the concepts, and by extension the instances of the model, must be linked together through pre-defined relationships;

improve their awareness of the situation effectively. To do this, concepts must cover all the information that can be used to support decision-making. This information may relate to the partners of the crisis collaboration, their objectives or the characteristics of the crisis theatre;

monitor and react to the cascading effects of the ongoing crisis. To do this, the proposed concepts must be able to be specified according to the changing and unpredictable nature of the crisis.

All the results presented in Table 1, derived from the state of the art, have been evaluated according to these three criteria. In view of

these results, we propose two distinct categories to evaluate existing structures according to their complexity:

the metamodels that make it possible to define complex relationships between concepts, for example, “a risk, generated by a hazard, impacts one or more issues”. This category includes the work of Benaben et al. (2008), Iribarne, Padilla, Criado, and Vicente-Chicote (2010), Kruchten et al. (2008), Othman et al. (2014), and Zschocke, de León, and Beniest (2010).

the ontologies, which are dedicated to define and set terms in a given business domain.

Then three different categories according to their coverage of information on a crisis situation:

generalists who are concerned with the objectives of the collaboration, the crisis context and the partners involved in the response to the crisis. Here, we find the work of Benaben et al. (2008), Kruchten et al. (2008), Othman et al. (2014), and Yu, Li, and Wang (2015).

intermediaries, which concern at least two of these categories; the specialists who conceptualize the information of only one of these categories, such as the work of Iribarne et al. (2010).

Finally, three different categories depending on the level of abstraction worked:

general, when all types of crises can be represented by the proposed structure;

by domain, when the proposed concepts are specific to a type crisis, as in Benani, Maalel, Ghézala, and Abed (2017) or Yu et al. (2015).

mixed, when the structure allows to describe a crisis according to several levels of abstraction as in Benaben et al. (2008) and Jung and Chung (2015).

The following picture illustrates the relationships between these metamodels and models (where arrows with white triangle express inheritance relationship and classical arrows express instantiation):

In the context of the current article, the ambition for the metamodel is to be used in an AI framework that should deal with *variety* and *value* of data to create models of situations through instances of concepts (Figure 6). This seems quite in line with Benaben et al. (2008), Kruchten et al. (2008) and Othman et al. (2014).

3 | COLLABORATIVE SITUATION METAMODEL

This section is dedicated to describing the overall theoretical metamodel of collaborative situations. This description aims at justifying the role, the objective and finally the structure of the components of the collaborative situation metamodel. It is also dedicated to introduce the refinement mechanisms to get the crisis management metamodel. Consequently, this second section is structured according to three subparts: (a) pre-requisite about the specificities of the observed collaborative situations (and the associated requirements in terms of data management), (b) the presentation of the metamodel of collaborative situations and (c) the presentation of the extension of the metamodel dedicated to the crisis management domain.

3.1 | Framework for a metamodel of collaborative situations

The characterization of a collaborative situation requires describing several points of view. To describe clearly these points of view, this article directly refers to two modelling domains: (a) system modelling, where a system is *an arrangement of parts or elements that together exhibit behaviour or meaning that the individual constituents do not* (INCOSE, 2020), because a network of organizations can be considered as a system, (or a system of systems) and (b) enterprise modelling, because organizations may be considered as enterprises from a modelling perspective. On the one hand, system modelling is traditionally based on three main dimensions (Hause, Thom, & Moore, 2005):

- *Requirement/Functional view*¹: This dimension describes mainly the expectations of the system. It is dedicated to clarify its purposes.
- *Structural view*: This dimension presents on the one hand the components of the system and the relations they have with each other, and on the other hand the environment of the system and the relationships between the system (its components) and that environment.
- *Behavioural view*: This dimension describes the dynamic aspect of the system and the way it performs. It is dedicated to model the processes and the performances of the system.

Enterprise modelling, on the other hand, is often considered according to four points of view (Vernadat, 1996):

- *Informational view*: This point of view describes the embedded data and associated knowledge of the organization.

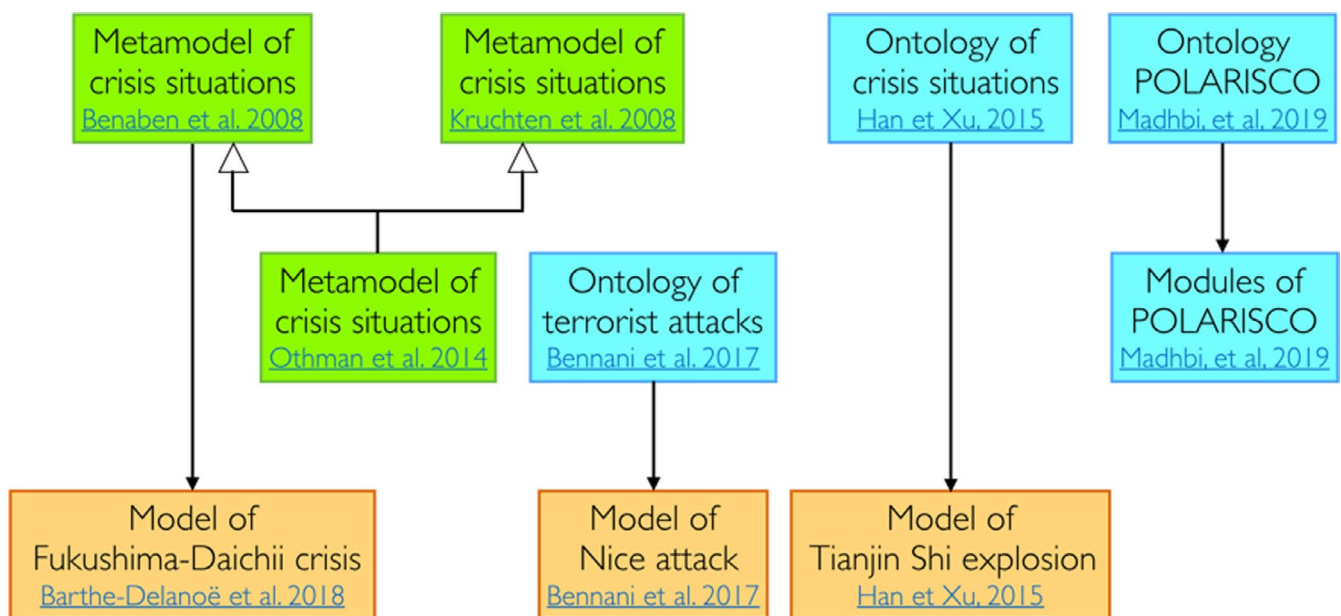


FIGURE 6 Relationship between the studied metamodels and associated models [Colour figure can be viewed at wileyonlinelibrary.com]

- Functional view: This point of view presents the whole capability of the organization through its behaviour and its processes.
- Organizational view: This point of view describes the responsibilities, allocations and hierarchical schemes of the structure of the organization.
- Resources view: This point of view presents the means and the individual capabilities of people, software, machines composing the organization.

Considering that the main objective of setting up a collaborative network can be seen as “the design of an organization, which is a system of organizations” the previously described points of views (about system modelling and enterprise/organization modelling) should be considered to define the modelling framework of collaborative situations.

Based on the overall idea presented in Figure 7, the main challenge is to exploit the modelling dimensions inherited from Enterprise/System modelling framework to create the appropriate modelling framework (and its relevant points of view) for collaborative situations managed by a collaborative network. Actually, the principle is to consider the collaborative situation (to be modelled) as a system including a collaborative network of organizations.

The basic principles to reach that objective are the following:

1. The collaborative situation modelling framework should be based on the system modelling dimensions (*because the collaborative network, involved in the collaborative situation is a system*).
2. Considering the way the collaborative situation should be integrated in its environment, the structural view of the framework could be split in two parts: components (i.e., partners of the collaborative network) and environment.
3. A collaborative situation model (and especially the part describing the collaborative network) should embed knowledge about information, functions, resources and organization of the

collaborative network as a whole (*because the collaborative network is an organization*).

4. The dimension (of the collaborative situation modelling framework) specifically describing components (i.e., partners of the collaborative network) should be based on the enterprise modelling dimensions (*because partners are enterprises*).

Figure 8 presents the consequences of these principles on the basis of the big picture presented on Figure 7. That Figure 8 presents the mapping of enterprise modelling dimensions onto system modelling dimensions, considering that in the collaborative network, each component is an organization (enterprise) itself. So the mapping not only tries to connect the dimensions of system modelling and enterprise modelling altogether, but it also with the modelling dimension of subcomponents seen as enterprises.

3.2 | Description of the metamodel (COSIMMA for collaborative situations metamodel)

From Figure 8 and the previously listed principles, it is possible to legitimate that the collaborative situation metamodel presented in this article is structure according to four main dimensions: (a) *context* (i.e., “structure environment” from Figure 8), (b) *partners* (i.e., “structure components” from Figure 8), (c) *objectives* (i.e., “requirements” from Figure 8) and (d) *behaviour* (i.e., “behaviour” from Figure 8). Besides, the *partner* dimension should include concepts describing *information, functions, resources* and *organization* of the involved or available partners. Furthermore, the four mentioned dimensions for the whole framework (*context, objectives, partners* and *behaviour*) should as well include concepts describing *information, functions, resources* and *organization* of the collaborative network.

Consequently, the metamodel (Figure 9) proposed in this article is structured as follows:

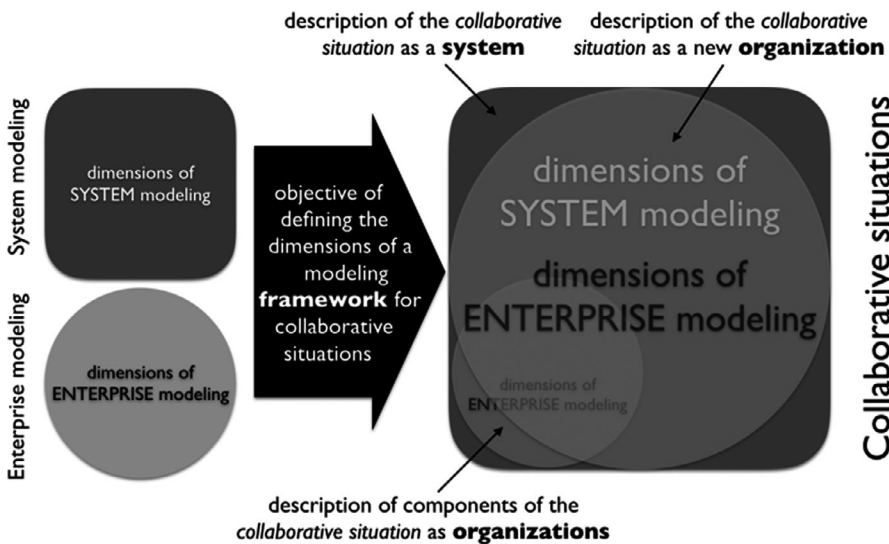


FIGURE 7 The use of enterprise and system modelling dimensions with regards to the objective of defining the modelling dimensions of a collaborative situation framework

FIGURE 8 The mapping principle of *enterprise* and *system* modelling dimensions on the modelling dimensions of a *collaborative situation* framework [Colour figure can be viewed at wileyonlinelibrary.com]

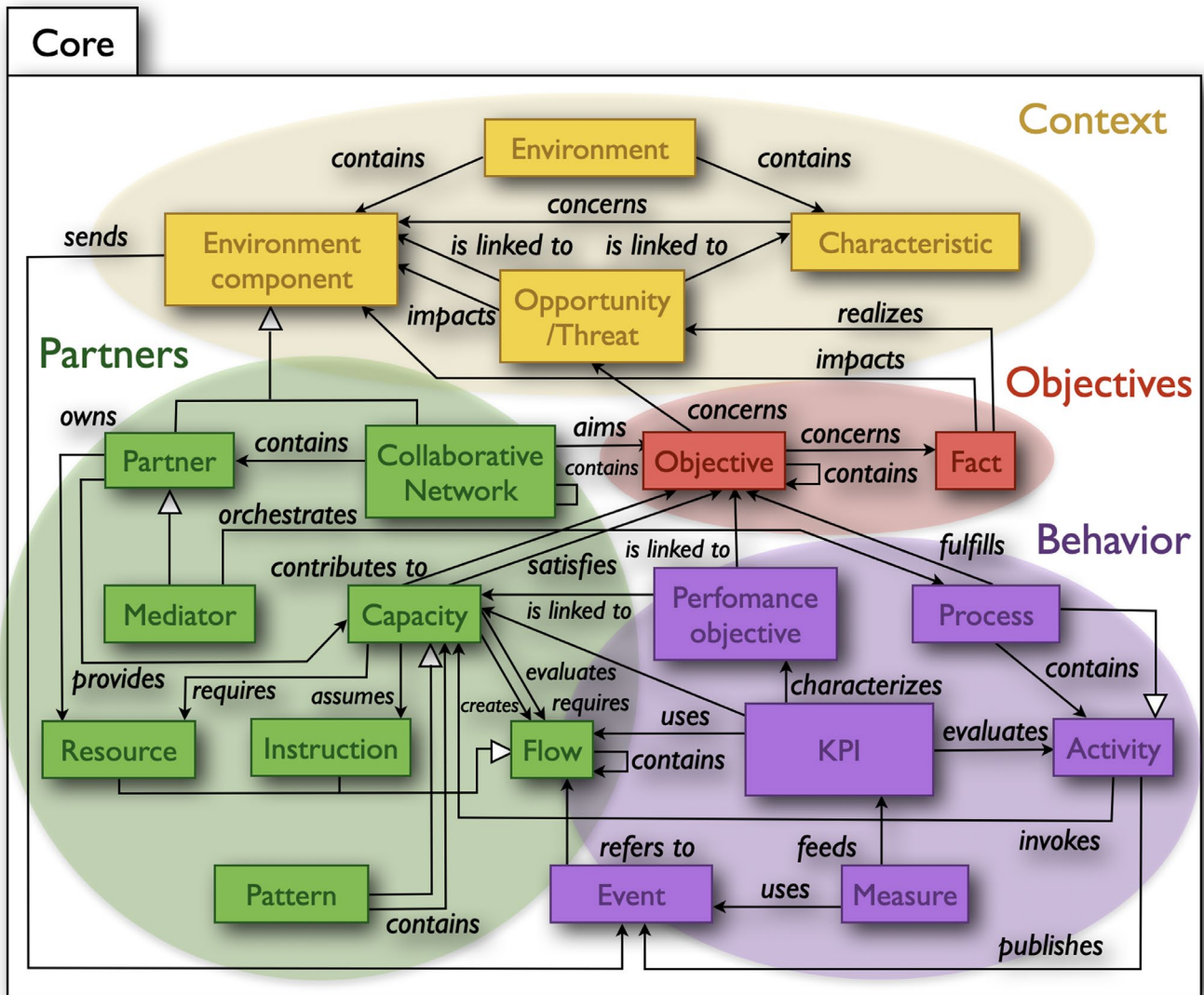
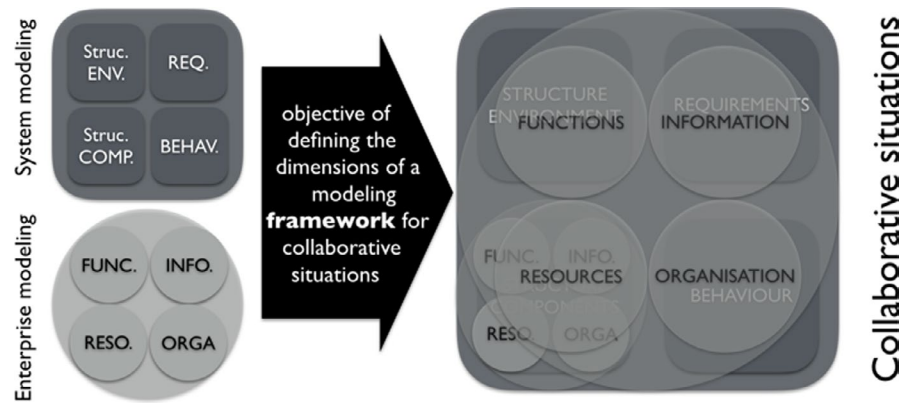


FIGURE 9 Concepts and relations between concepts embedded in the four-dimension framework of collaborative situation modelling [Colour figure can be viewed at wileyonlinelibrary.com]

- *Context dimension* (light grey) including components and characteristics of the considered environment, and also opportunities or threats specific to these environment characteristics.
- *Partner dimension* (strong grey) expresses the different resources and know-how of the partners. This includes notably capabilities, patterns, instructions, resources (information, material, people,

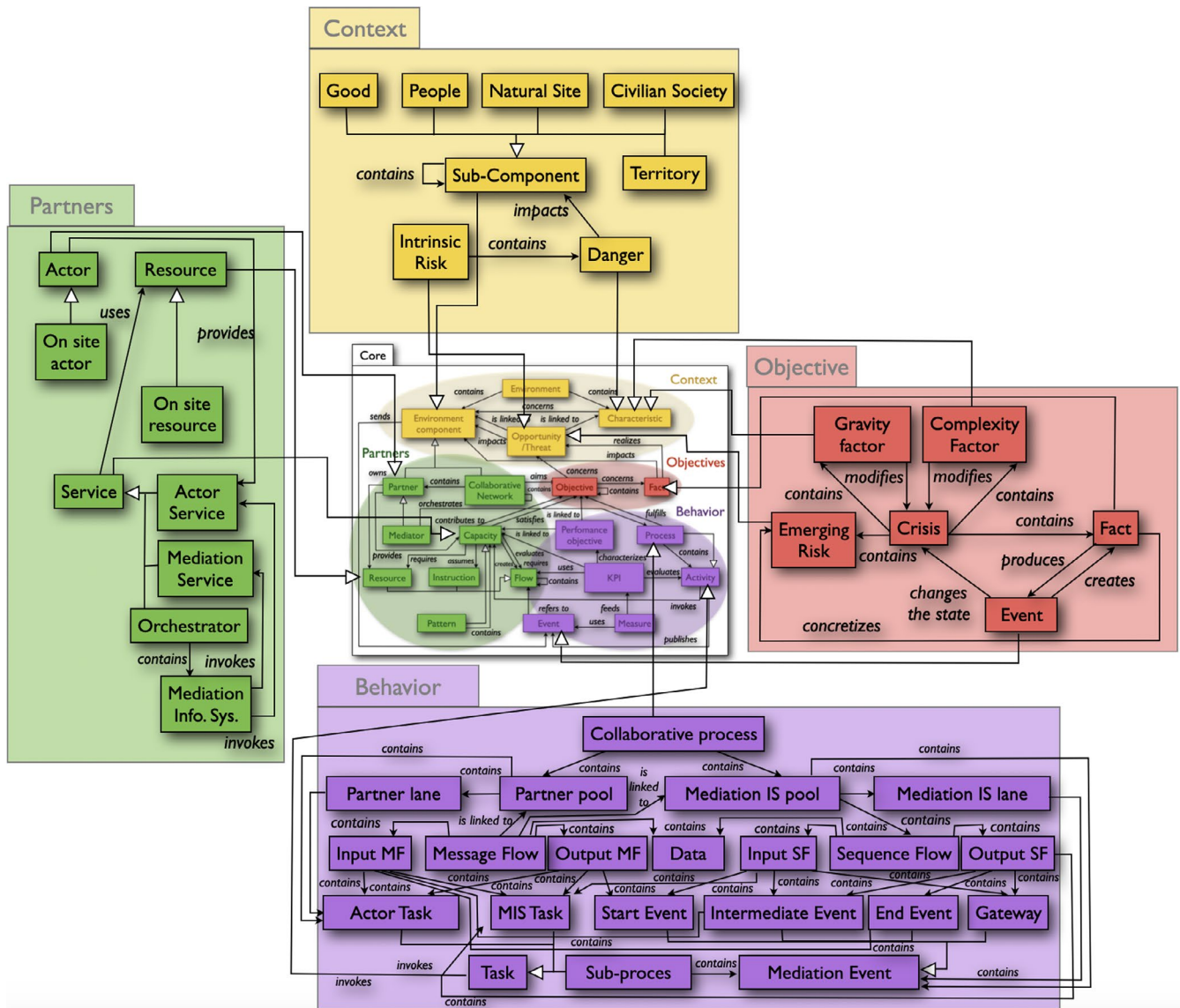


FIGURE 10 COSIMMA structured according to the core metamodel dedicated to collaborative situations and the layer composed with four packages describing crisis management domain [Colour figure can be viewed at wileyonlinelibrary.com]

- etc.), flows (linking capabilities) and connector/mediator able to orchestrate the different business processes.
- *Objective dimension* (medium grey) containing characteristics of collaborative network (common objective and facts that the collaboration has to manage).
 - *Behaviour dimension* (dark grey) that characterized the concrete operations, which are deployed to concretize the collaboration. This includes business processes/activities and their associated events and messages. Besides, this dimension includes as well a *Performance point of view* (white) that assesses the overall performance of the collaboration by comparing, through dedicated Key Performance Indicators (KPIs), the performance objective to the measures on the field.

Figure 9 presents the modelling framework for collaborative situations with the four aforementioned dimensions embedding concepts (boxes) and relations (arrows) between concepts to describe

a collaborative situation (whatever the concerned business domain). The used formalism is UML-based.

Based on the previous considerations, this article claims that a collaborative situation may be modelled by instantiating *concepts* and *relations* of the previous diagram presented in Figure 9, which is actually a *collaborative situation metamodel*. The next question at this point is “how can such a collaborative situation model be used to infer the way a collaborative situation could be established, could evolve and even catch opportunities or re-organize to remain successful?” and more precisely: “is it possible to model part of the collaborative situation (e.g. partners and context) and infer the other part?”. This is a direct echo to the question asked in the introduction of this article: considering the characteristics of a set of organizations (partners) and the characteristics of the environment they are involved in (context), is it possible to define what could be done by such a group of organizations in that environment (objectives) and how should this network of partners perform (behaviour).

3.3 | Description of the crisis management extension of COSIMMA

As described in Lauras, Truptil, and Bénaben (2015), the Collaborative Situation Metamodel defined for crisis management is structured according to two layers: (a) the core layer which actually describes concepts and relations of any collaborative situation, and (b) the specific layer containing concepts that inherit from the core concepts and that describe more precisely concepts of the domain. The core is agnostic while the layer is dedicated to crisis management domain (in some other research works, other layers have been defined about supply chain and health care).

The core layer of the metamodel has been defined in the previous subsection. The crisis management metamodel is structured as presented in Figure 10.

The core metamodel at the centre and four packages (Context, Partners, Objectives and Behaviour) contain concepts dedicated to crisis situation inheriting from the core concepts. Each of the concepts of the crisis management layer presented in Figure 10 is described in the following.

3.3.1 | Context package

- *Good*: inherited from *environment component* of the core layer, this concept represents any human-made elements that could be threatened by the crisis situation (e.g., building, road, etc.).
- *People*: inherited from *environment component* of the core layer, this concept represents any group of persons that could be threatened by the crisis situation (e.g., students of a school, employees of a plant, etc.).
- *Natural site*: inherited from *environment component* of the core layer, this concept represents any natural element of the environment that could be threatened by the crisis situation (e.g., lake, forest, etc.).
- *Civilian society*: inherited from *environment component* of the core layer, this concept represents any social actors (e.g., media, intellectual society, etc.).
- *Territory*: inherited from *environment component* of the core layer, this concept represents any administrative area (e.g., county, island, etc.).
- *Danger*: inherited from *characteristics* (implicitly embedding dangerous and favourable characteristic of the environment), this concept represents any specific dangerous characteristic of the environment.
- *Intrinsic risk*: inherited from *opportunity/threat* (implicitly embedding positive and negative potentialities) of the core layer, this concept represents any permanent risk due to some identified danger (e.g., earthquake, riot, etc.).

3.3.2 | Partners package

- *Actor*: inherited from *partner* of the core layer, this concept represents any stakeholder involved in crisis management (e.g.,

firemen, EMS, policemen, etc.).

- *Resource on site*: inherited from *resource* of the core layer, this concept represents any physical component used by actors on the crisis field to perform any of its *service* (e.g., truck, decontamination tent).
- *Service*: inherited from *capacity* of the core layer, this concept represents any ability of actors to perform some actions that could be useful for the crisis management (e.g., evacuate victims, treat injured people, etc.).
- *Actor service*: inherited from *service* of the crisis layer, this concept represents any service specifically provided by actors.
- *Mediation service*: inherited from *service* of the crisis layer, this concept represents any service provided by Mediation IS. This mediation services can be communication services (for instance transmission of a message from one stakeholder to another) or added-value services (for instance a calculation of resource allocation).

3.3.3 | Objectives package

- *Emerging risk*: inherited from *opportunity/threat* (implicitly embedding positive and negative potentialities) of the core layer, this concept represents any risk specifically emerging due to the crisis itself.
- *Effect*: inherited from *fact* of the core layer, this concept represents any direct consequence of the crisis itself (e.g., 10 injured people, fire, etc.). With the various types of risks, this is the concept whose instance should be considered primarily for operational interventions.
- *Mission*: inherited from *objective* of the core layer, this concept represents any assigned duty directly responding to identified risk or effect of the crisis.
- *Triggering Event*: inherited from *event* of the core layer, this concept represents any event occurring during crisis management that must be considered as (potentially) triggering complementary consequences.
- *Gravity factor*: inherited from *characteristic* of the core layer, this concept represents any factor of the current situation that may change the gravity of the crisis.
- *Complexity factor*: inherited from *characteristic* of the core layer, this concept represents any factor of the situation that may change the type of the crisis.

3.3.4 | Behaviour package

This package is a specific case as the extension is not dedicated to crisis management as a business domain but to a specific way of managing the behaviour. Actually, the added classes are covering the domain of *collaborative business process* with a vision very close to the BPMN formalism. This part of the metamodel has been presented in Touzi, Bénaben, Pingaud, and Lorré (2009).

3.4 | Implementation of the COSIMMA metamodel in R-IOsuite

The COSIMMA metamodel is implemented in the R-IOsuite suite of tools (which can be accessed and tested on line: <https://r-iosuite.com/>). The technical options for the implementation of that metamodel were numerous: OWL, RDF, XML or Turtle, for instance. However, one key requirement is the fast and easy access of any model, whatever the number of instances and the complexity of its structure (including the constraints of inheritance through domain and sub-domain layers). The choice has been made to use Neo4J and de Cypher language, appropriate for efficient request to the models. A specific XSD has been defined to describe the concepts and their relations.

As presented on Figure 11, the modelling editor based on COSIMMA allows to describe the *objectives* (upper part: risks to prevent and effects to treat), the *context* (middle part: buildings, sensors, people to consider) and the *partners* (lower part: actors and resources) of the face crisis situation.

This model is very simple and only presents a few instances. Actually, the real model contains hundreds of instances (for example the ones from the *context* point of view, automatically generated from the amenities identified on the considered area thanks to Open Street Map content). The main purpose of Figure 11 is to show an example of such model and to illustrate the use of the implementation of COSIMMA. Besides, it is important to notice that the model of Figure 11 has been obtained fully automatically for the *objective* and *context* parts, as detailed in Fertier et al. (2019).

3.5 | Discussion about COSIMMA

Using such metamodel in between the data gathering and the information exploitation layers brings several advantages. It offers a generic framework which clearly sets apart the understanding of a situation (priority is given back to the business side of the problem) and the way it can be solved which ensures that none of them influences the way the other is handled. Hence, the informational models based upon COSIMMA have all chances to be the most exhaustive possible but also completely impartial of the collaborative situation, while the exploitation of the instances of the models to support the decision-making is as well unspecific and built to comprehend any instances of the metamodel.

With such claims, the evaluation of the proposed metamodel relies mainly on its genericity and adaptability to adapt to any problem linked to how networks collaborate. In practice, this is showed by the variety of applications is has already went through: automated virtual breeding environment (Montarnal et al., 2018), crisis management situational awareness (Fertier et al., 2019), crisis management resource planning (Bidoux et al., 2019), risk management (Clement, Kamissoko, Marmier, & Gourc, 2018). In most of the latter research, the metamodel was assessed by potential end users in the context of tabletop exercises or research projects.

The further steps, which take advantage of the current maturity level of the works, will include establishing a proper evaluation framework to assess the efficiency of such a metamodel, and its evaluation by broader groups of end users from several fields.



FIGURE 11 An example of a crisis situation model (flooding of the river Loire) obtained using R-IOsuite and the COSIMMA metamodel [Colour figure can be viewed at wileyonlinelibrary.com]

4 | CONCLUSION

The current orientation of AI is mainly based on learning principles that exploit massive data to infer various types of outputs: classification of data, visualization of data, detection of patterns and signals, etc. This way is definitely promising and of great potential. On the other hand, this way is also dedicated to provides results that, even though powerful, can not be explained for the most. These approaches can be considered closer to *learned reflex* than to *explainable intelligence*. The current article claims that there is another way, complementary to the current one, which should be based on using data to build models, then using these models to provide outputs that can be explainable. This alternative way though requires a formal abstract knowledge that has been described in this article as a metamodel (and only in the specific domain of collaborative situation in crisis management). Providing computer systems with that kind of metamodel is one way to bring them in the direction of understanding given situations in a conscious and sentient way, so maybe able to deal with unknown situations and able to justify their output. After this article, the next step is to deal with the life cycle of the metamodel and the way to exploit data to correct, adjust and enrich the knowledge embedded in the metamodel.

ENDNOTE

¹ The name can be different (e.g. in SysML formalism or in System Engineering domain).

REFERENCES

- Ackoff, R. (1989). From data to wisdom. *Journal of Applied System Analysis*, 16, 3–9.
- Bellinger, G., Castro, D., & Mills, A. (2004). *Data, information, knowledge and wisdom, 2004*. Retrieved from <http://www.systems-thinking.org/dikw/dikw.htm>
- Benaben, F., Fertier, A., Lauras, M., & Salatge, N. (2019). Integrating Model-Driven Engineering as the next challenge for Artificial Intelligence – Application to risk and crisis management. In N. Mustafee, K.-H.-G. Bae, S. Lazarova-Molnar, M. Rabe, C. Szabo, P. Haas, & Y.-J. Son (Eds.), *Proceedings of the 2019 Winter Simulation Conference*.
- Benaben, F., Hanachi, C., Lauras, M., Couget, P., & Chapurlat, V. (2008). A metamodel and its ontology to guide crisis characterization and its collaborative management. *Proceedings of ISCRAM'08*. Washington, DC.
- Benaben, F., Montarnal, A., Fertier, A., & Truptil, S. (2016). Big Data and the question of horizontal and vertical intelligence: A discussion on disaster management. *Proceedings of the IFIP Working Conference on virtual enterprise* (pp. 156–162). Porto, Portugal: Springer.
- Bénaben, F., Montarnal, A., Truptil, S., Lauras, M., Fertier, A., Salatgé, N., & Rebière, S. (2017). A conceptual framework and a suite of tools to support crisis management. *Proceedings of 50th Hawaiian International Conference on System Sciences* (pp. 237–246). Hawaii.
- Bénaben, F., Mu, W., Boissel-Dallier, N., Barthe, A.-M., Zribi, S., & Pingaud, H. (2015). Supporting interoperability of collaborative networks through engineering of a service-based Mediation Information System (MISE 2.0). *Enterprise Information System*, 9(5–6), 556–582.
- Benani, S., Maalel, A., Ghézala, H. B., & Abed, M. (2017). Towards a decision support model for the resolution of episodic problems based on ontology and case bases reasoning: Application to terrorism attacks. (pp. 1502–1509). *Proceedings of the 14th IEEE/ACS International Conference on Computer Systems and Applications*.
- Bezivin, J. (2005). On the unification of power of models. *Software & System Modeling*, 4(2), 171–188.
- Bidoux, L., Pignon, J.-P., & Benaben, F. (2019). Planning with preferences using multi-attribute utility theory along with a choquet integral. *Engineering Applications of Artificial Intelligence*, Elsevier, 85, 808–817. <https://doi.org/10.1016/j.engappai.2019.08.002>
- Calcaterra, D., Cavallo, M., Modica, G. D., & Tomarchio, O. (2015). A semantic framework to characterise and monitor territories affected by environmental risks. *Proceedings of the 2nd International Conference on Information and Communication Technologies for Disaster Management* (pp. 272–279).
- Camarinha-Matos, L. M., & Afsarmanesh, H. (2005). Collaborative networks: A new scientific discipline. *Journal of Intelligent Manufacturing*, Springer, 16, 439–452. <https://doi.org/10.1007/s10845-005-1656-3>
- Camarinha-Matos, L. M., Afsarmanesh, H., Galeano, N., & Molina, A. (2009). Collaborative networked organizations – Concepts and practice. *Computers & Industrial Engineering*, Elsevier, 57(1), 46–60.
- Chapron, J. (2009). *L'urbanisme organisationnel: Méthodes et aides à la décision pour piloter l'évolution du système d'information de l'entreprise*. PhD Manuscript. Ecole Nationale Supérieure des Mines de Saint-Etienne.
- Clement, A., Kamissoko, D., Marmier, F., & Gourc, D. (2018). The robustness of the round planning face to risks of road freight transport. In *2018 4th International Conference on Logistics Operations Management* (pp. 1–7). IEEE.
- Coche, J., Montarnal, A., Tapia, A., & Benaben, F. (2019). Actionable collaborative common operational picture in crisis situation: A comprehensive architecture powered with social media data. *Proceedings of PRO-VE'19*. Milano, Italy: Springer, IFIP.
- De Nicola, A., Tofani, A., Vicoli, G., & Villani, M. L. (2011). Modeling collaboration for crisis and emergency management. *Proceedings of The First International Conference on advanced collaborative networks, systems and applications* (pp. 22–27).
- Demchenko, Y., Grosso, P., De Laat, C., & Membrey, P. (2013). Addressing big data issues in scientific data infrastructure. *Proceedings of 13th IEEE International Conference on collaboration technologies and systems IEEE* (pp. 48–55).
- Dickinson, I. (2013). *National resilience extranet common operational picture*. Niteworks report. Ref No: NW/Pj/ResComms/4902a.
- Dietz, J., Proper, E., & Tribolet, J. (2014). *The enterprise engineering series*. Berlin, Germany: Springer.
- Fertier, A., Montarnal, A., Barthe-Delanoë, A.-M., Truptil, S., & Benaben, F. (2016). Adoption of big data in crisis management toward a better support in decision-making. *Proceedings of the International Conference on information systems for crisis response and management*. Rio De Janeiro, Brazil.
- Fertier, A., Montarnal, A., & Benaben, F. (2019). Real-time data exploitation supported by model and event-driven architecture to enhance situation awareness, application to crisis management. *Enterprise Information Systems*, 14(6), 769–796.
- Gómez-Pérez, A. (2001). Evaluation of ontologies. *International Journal of Intelligent Systems*, 16(3), 391–409. [https://doi.org/10.1002/1098-111X\(200103\)16:3<391:AID-INT1014>3.0.CO;2-2](https://doi.org/10.1002/1098-111X(200103)16:3<391:AID-INT1014>3.0.CO;2-2)
- Grolinger, K., Hayes, M., Higashino, W. A., L'Heureux, A., Allison, D. S., & Capretz, M. A. M. (2014). *Challenges for MapReduce in big data*. Electrical and Computer Engineering Publications. Paper 44.
- Gruber, T. R. (1995). Toward principles for the design of ontologies used for knowledge sharing? *International Journal of human-computer Studies*, 43(5–6), 907–928. <https://doi.org/10.1006/ijhc.1995.1081>
- Han, Y., & Xu, W. (2015). An ontology-oriented decision support system for emergency management based on information fusion. *Proceedings of the 1st ACM SIGSPATIAL International Workshop on the Use of GIS in Emergency Management*, 15.

- Hashem, I. A. T., Yaqoob, I., Anuar, N. B., Mokhtar, S., Gani, A., & Khan, S. U. (2015). The rise of "big data" on cloud computing: Review and open research issues. *Information Systems*, 47, 98–115. <https://doi.org/10.1016/j.is.2014.07.006>
- Hause, M., Thom, F., & Moore, A. (2005). Inside SysML. *Computing and Control Engineering*, 16(4), 10–15. <https://doi.org/10.1049/cce:20050402>
- INCOSE (2020). Retrieved from <https://www.incose.org/about-systems-engineering/system-and-se-definition>
- Iribarne, L., Padilla, N., Criado, J., & Vicente-Chicote, C. (2010). An interaction meta-model for cooperative component-based user interfaces. In *OTM Confederated International Conferences "On the Move to Meaningful Internet Systems"* (pp. 259–268). Berlin, Germany: Springer.
- Jagadish, H., Gehrke, J., Labrinidis, A., Papakonstantinou, Y., Patel, J., Ramakrishnan, R., & Shahabi, C. (2014). Big data and its technical challenges. *Communication of the ACM*, 57(7), 86–94. <https://doi.org/10.1145/2611567>
- Jung, H., & Chung, K. (2015). Ontology-driven slope modeling for disaster management service. *Cluster Computing*, 18(2), 677–692. <https://doi.org/10.1007/s10586-015-0424-1>
- Krishnan, K. (2013). *Data Warehousing in the age of big data*. Amsterdam, Netherlands: Elsevier Science & Technology Books.
- Kruchten, P., Woo, C., Monu, K., & Sotoodeh, M. (2008). A conceptual model of disasters encompassing multiple stakeholder domains. *International Journal of Emergency Management*, 5(1–2), 25–56. <https://doi.org/10.1504/IJEM.2008.019906>
- Lauras, M., Truptil, S., & Bénaben, F. (2015). Towards a better management of complex emergencies through crisis management metamodelling. *Disasters*, Wiley, 39(4), 687–714.
- Li, L. (2012). Effects of enterprise technology on supply chain collaboration: Analysis of China-linked supply chain. *Enterprise Information System*, 6(1), 55–77. <https://doi.org/10.1080/17517575.2011.639904>
- Lukoianova, T., & Rubin, V. L. (2013). Veracity roadmap: Is big data objective, truthful and credible? Proceedings of 24th ASIS SIG/CR Classification Research Workshop. *Advances in Classification Research Online*, 24(1), 4–15. <https://doi.org/10.7152/acro.v24i1.14671>
- MDA (2020). *MDA Guide*. Retrieved from <http://doc.omg.org/omg/03-06-01>
- Mhadhbi, L., Karray, M. H., & Archimede, B. (2019). A modular ontology for semantically enhanced interoperability in operational disaster response. *Proceedings of ISCRAM 2019*. Valencia, Spain.
- Montarnal, A., Mu, W., Benaben, F., Lamothe, J., Lauras, M., & Salatge, N. (2018). Automated deduction of cross-organizational collaborative business processes. *Information Sciences, Elsevier*, 453, 30–49. <https://doi.org/10.1016/j.ins.2018.03.041>
- Mu, W., Benaben, F., & Pingaud, H. (2018). An ontology-based collaborative business service selection: Contributing to automatic building of collaborative business process. *Service Oriented Computing and Applications, Springer*, 12(1), 59–72. <https://doi.org/10.1007/s11761-018-0229-1>
- Ohlhorst, F. J. (2012). *Big data analytics: turning big data into big money*. Hoboken, NJ: John Wiley & Sons.
- OMG (2017). *Meta-modeling and the OMG Meta Object Facility (MOF)*. White paper by the OCUP 2 Examination Team.
- Othman, S. H., Beydoun, G., & Sugumaran, V. (2014). Development and validation of a Disaster Management Metamodel (DMM). *Information Processing & Management*, 50(2), 235–271. <https://doi.org/10.1016/j.ipm.2013.11.001>
- Power, D. J. (2014). Using 'Big Data' for analytics and decision support. *Journal of Decision Systems*, 23(2), 222–228. <https://doi.org/10.1080/12460125.2014.888848>
- Raghupathi, W., & Raghupathi, V. (2014). Big data analytics in healthcare: Promise and potential. *Health Information Science and Systems*, 2(1), 3–11. <https://doi.org/10.1186/2047-2501-2-3>
- Rodriguez Da Silva, R. (2015). Model Driven Engineering, a survey supported by the unified conceptual model. *Computer Languages, Systems and Structures*, 43, 139–155. <https://doi.org/10.1016/j.cl.2015.06.001>
- Rowley, J. (2007). The wisdom hierarchy: representations of the DIKW hierarchy. *Journal of Information and Communication Science*, 33(2), 163–180. <https://doi.org/10.1177/0165551506070706>
- Rus, I., & Lindvall, M. (2002). Knowledge management in software engineering. *IEEE Software*, 19(3), 26–38. <https://doi.org/10.1109/MS.2002.1003450>
- Touzi, J., Bénaben, F., Pingaud, H., & Lorré, J.-P. (2009). A Model-Driven approach for collaborative service-oriented architecture design. *International Journal of Production Economics*, 121(1), 5–20. <https://doi.org/10.1016/j.ijpe.2008.09.019>
- Uschold, M., & Gruninger, M. (1996). Ontologies: Principles, methods and applications. *Knowledge Engineering Review*, 11(2), 93–136. <https://doi.org/10.1017/S0269888900007797>
- Vernadat, F. (1996). *Enterprise Modelling and Integration, principles and applications*. London, UK: Chapman & Hall.
- Yu, F., Li, X., & Wang, S. (2015). CBR method for risk assessment on power grid protection under natural disasters: Case representation and retrieval. *International Conference on computational science and its applications* (pp. 113–125).
- Zschocke, T., de León, J. C. V., & Beniest, J. (2010). Enriching the description of learning resources on disaster risk reduction in the agricultural domain: An ontological approach. *Research Conference on Metadata and Semantic Research* (pp. 320–330). Berlin, Germany: Springer.