



Modelling the shape of an adhesive joint during assembly

William Han, Florentin Berthet, Gilles Dusserre, Fabrice Schmidt

► To cite this version:

William Han, Florentin Berthet, Gilles Dusserre, Fabrice Schmidt. Modelling the shape of an adhesive joint during assembly. ICSAAM 2018 - The 8th International Conference on Structural Analysis of Advanced Materials, Aug 2018, Tarbes, France. hal-02057725

HAL Id: hal-02057725

<https://imt-mines-albi.hal.science/hal-02057725>

Submitted on 5 Mar 2019

HAL is a multi-disciplinary open access archive for the deposit and dissemination of scientific research documents, whether they are published or not. The documents may come from teaching and research institutions in France or abroad, or from public or private research centers.

L'archive ouverte pluridisciplinaire **HAL**, est destinée au dépôt et à la diffusion de documents scientifiques de niveau recherche, publiés ou non, émanant des établissements d'enseignement et de recherche français ou étrangers, des laboratoires publics ou privés.

Modelling the shape of an adhesive joint during assembly

William Han¹, Florentin Berthet¹, Gilles Dusserre¹ and Fabrice Schmidt¹

¹Université de Toulouse ; IMT Mines Albi, ICA (Institut Clément Ader) ; Campus Jarlard, F-81013, Albi cedex 09, France.

Abstract

The use of structural adhesive bonding has increased in recent years for its comparatively superior properties. Recent advances in the technology aims to offer industrials a reliable process for bonding assemblies. One part of this project implies to simulate the shape of the adhesive, at the end of the docking process, which will be done using the Volume of Fluid method (VOF) implemented in OpenFoam®, an open source CFD toolbox. In order to validate, the numerical model is then compared to analytical solutions for cylindrical models and will be further extended to more complex geometries.

Keywords: Process simulation, modelling, non-linear behavior, adhesive, Computational Fluid Dynamics, Volume of Fluid, Herschel-Bulkley

1. Introduction

The use of adhesives in structural assemblies has gained more and more interest in recent years as adhesive joints can have a better strength to weight ratio than traditional mechanical fasteners, especially when used for dissimilar materials such as metals and composite. Moreover, adhesives benefited from recent advances in other fields such as chemistry which brought new, multi-components and nanostructured polymers. However industrial applications are inhibited as the technology lacks maturity: for instance the mechanical properties of the joint are heavily impacted by the thickness and the shape of the joint. The project S3PAC (Simulation and Supervision System for bonded Assembly Production) has been launched in this context. In this work, a computational fluid dynamic model is proposed in order to predict the flow from an initial deposition of a SAF30MIB adhesive bond manufactured by AEC polymers/Bostik shown Figure 1 [1].




Figure 1 : Initial deposition of the adhesive cords

2. Methodology

The shape of the adhesive can be numerically computed using finite volume calculations and a volume of fluid (VOF) method for multiphase simulations implemented in OpenFOAM®, an open source CFD toolbox [2], where the calculations for the flow of the adhesive is coupled with those of the air using the incompressible and momentum equations:

$$\nabla \mathbf{u} = 0 \quad (1)$$

$$\rho \left(\frac{\partial \mathbf{u}}{\partial t} + \mathbf{u} \cdot \nabla \mathbf{u} \right) = -\nabla p + \nabla \tau \quad (2)$$

with ρ the density, \mathbf{u} the velocity vector, p the pressure and τ the shear stress tensor.

The interface is then given through the mean of a volume fraction equation between both phases, adhesive and air. In order to assess the quality of a computed model, the pressure distribution and thus the forces applied to the adhesive can be compared to an analytical solution of a fluid submitted to squeeze-flow. They are usually found in the literature for cylindrical samples [3] but for non-Newtonian fluids, they can be generalized for random shapes using the contact surface between the adhesive and the substrate as a parameter [4].

The constitutive behavior used for the adhesive follows a Herschel-Bulkley model, which, in the scalar form is given by:

$$\tau = \tau_0 + \eta \dot{\gamma}^n \quad (3)$$

with τ_0 the yield shear stress, $\dot{\gamma}$ the shear rate, n the power-law exponent and η the dynamic viscosity. For an axisymmetric cylindrical piece of adhesive compressed between two parallel plates, under no-slip wall boundary condition and following a lubrication approximation, the pressure distribution can be obtained with the following expression [5]:

$$p(r) = \sigma_0 + 2 \frac{\tau_0}{h} \left[R - r + \left(\frac{2n+1}{n} \right)^n \left(\frac{R^{n+1} - r^{n+1}}{n+1} \right) \left(\frac{V \eta^{1/n}}{h^2 \tau_0^{1/n}} \right)^n \right] \quad (4)$$

where V is the velocity of the upper plate if the lower plate is motionless, h the plate distance, R the radius of the adhesive and σ_0 the uniaxial yield stress, defined as $\sigma_0 = \sqrt{3} \tau_0$ for a Von Mises solid.

3. Preliminary results and discussion

Numerical simulations have been performed using a quasi-2D (one element thick) axisymmetric model of a squeeze-flow with an orthogonal mesh composed of wedge and hexahedral elements, shown Figure 1, at constant velocity with the values of the parameters listed in Table 1. The rheological parameters of the adhesive are taken from Bergamasco et al. [4].

Parameters	Value
V	5 mm/s
η	257.30 Pa.s
n	0.324
τ_0	372.9 Pa
Number of elements	3200

Table 1: Parameters of the simulation



Figure 2: Initial state of the cylindrical squeeze-flow model, with the position of the pressure results shown Figure 3 indicated by a cross.

Results for the pressure versus the distance between the plates at the center of the adhesive are reported below in Figure 1. Comparisons show fair agreement between the analytical and the numerical model.

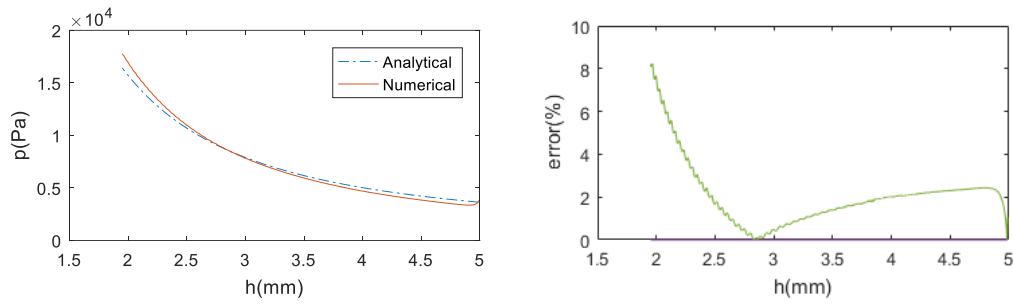


Figure 3: Comparison of analytical and numerical solutions for a squeeze-flow test at constant velocity (left), relative error expressed as $|p_{\text{analytical}} - p_{\text{numerical}}|/p_{\text{analytical}}$ (right)

Other geometries will be then simulated, for example, the Figure 4 below shows a quasi-2D model, with a hexahedral orthogonal meshing of 16000 elements modelling two adhesive cords being compressed. It shows that air can be trapped both between and below the adhesives cords.




Figure 4 : Flow of two adhesive cords (red phase) in the air (blue phase) with VOF tracking of the surface at different times of the compression

4. Conclusion and future work

3D geometries describing the initial repartition of the adhesive cords in the process will be studied in order to be able to accurately predict its shape for industrial use. Then a time and space dependent rheological model will be used in order to better take into account other key parameters in the behavior of the considered material, the SAF 30MIB, such as its polymerization occurring during both its application on the lower substrate and the assembly process.

Acknowledgments

This work was supported by national FUI project S3PAC (Simulation and Supervision System for bonded Assembly Production), co-funded by BPI France, the Occitanie region and the Nouvelle Aquitaine region.

References

- [1] F. Berthet, *Projet S3PAC, Rapport: Caractérisation matériaux*. Internal report, 2017.
- [2] H. Rusche, *Computational fluid dynamics of dispersed two-phase flows at high phase fractions*. PhD Thesis, Imperial College London, 2002.
- [3] J. Engmann, C. Servais, A. S. Burbidge, *Squeeze flow theory and applications to rheometry : A review*. Journal of Non-Newtonian Fluid Mechanics, 2005;132(13):1-27.
- [4] L. Bergamasco, S. Izquierdo, E. Duvivier, J.M. Royo, A. Chiminelli, M.A. Jiménez, *Generalized analytical solution for compressive forces in adhesively-bonded-joint assembling*. International Journal of Adhesion & Adhesives, 2014;52:26-30.
- [5] M.J.Adams, B.Edmondson, D.G.Caughey, R.Yahya, *An experimental and theoretical study of the squeeze-film deformation and flow of elastoplastic fluids*. Journal of Non-Newtonian Fluid Mechanics, 1994;51(1):61-78.